



District Report Card: 2017


| | |
|---------------------------------|--------------------------|
| State: Jammu And Kashmir | District: Jammu |
| Class: 8 | Subject: Language |
| Schools: 51 | Students: 784 |


Participation/Coverage


Students

| | | | | | | | | |
|--|--------|--|-------|--|--------|--|-------|--|
| <div>GENDER</div> <div></div> | Boys | | | | Girls | | | |
| | Number | | % | | Number | | % | |
| | 392 | | 50.00 | | 392 | | 50.00 | |

| | | | | | | | | |
|---|--------|--|-------|--|--------|--|-------|--|
| <div>AREA</div> <div></div> | Rural | | | | Urban | | | |
| | Number | | % | | Number | | % | |
| | 576 | | 73.47 | | 208 | | 26.53 | |

| | | | | | | | | |
|--|--------|-------|--------|-------|--------|------|--------|-------|
| <div>CATEGORY</div> <div></div> | SC | | ST | | OBC | | GEN | |
| | Number | % | Number | % | Number | % | Number | % |
| | 326 | 41.58 | 129 | 16.45 | 55 | 7.02 | 274 | 34.95 |

| | | | | | | |
|--|----|----|----|------|----|-----|
| <div>CWSN</div> <div></div> | LD | VI | HI | S&LD | ID | Oth |
| | 2 | 0 | 0 | 15 | 2 | 20 |

| | | | | | | |
|--|------------|--|--------|------------------|--|------|
| <div>Management</div> <div></div> | Government | | | Government-aided | | |
| | Number | | % | Number | | % |
| | 784 | | 100.00 | 0 | | 0.00 |

Average Performance of Students in Language (%)

| Overall | Gender | | Area | | Management | | Social Group | | | |
|---------|--------|--------|-------|-------|------------|-------|--------------|-------|-------|-------|
| | Male | Female | Rural | Urban | Govt. | Aided | SC | ST | OBC | GEN |
| 40.63 | 38.15 | 43.11 | 37.14 | 50.29 | 40.63 | 0.00 | 40.10 | 40.88 | 41.82 | 40.90 |

Performance on Learning Outcomes (LOs)

| Learning Outcomes | Description | Average Performance(%) |
|-------------------|--|------------------------|
| L813 | Read textual/non-textual materials with comprehension and identifies the details, characters, main idea and sequence of ideas and events while reading | 40.63 |

| Range of Performance of Students who Answered Correctly | | | | | | | |
|---|-------|-----------|-------|-----------|-------|-----------|------|
| Below 30% | | 30% - 50% | | 50% - 75% | | Above 75% | |
| Number | % | Number | % | Number | % | Number | % |
| 270 | 34.44 | 276 | 35.20 | 200 | 25.51 | 38 | 4.85 |

Lowest Performing Learning Outcomes (LOs)

1 - Read textual/non-textual materials with comprehension and identifies the details, characters, main idea and sequence of ideas and events while reading (40.63)